




# Aa

## Ant



## Apple




## Aeroplane





**Arrow**



**Arm**




**Almirah**



**Axe**



**Abacus**



**Ambulance**







**Bb**

**Brother**



**Ball**




**Bat**





**Butterfly**



**Book**



**Bear**



**Boat**



**Bell**



**Balloon**







# Mm

## Month

January

July

February

August

March

September

April

October


May

November

June

December

## Mango



## Mouse





**Money**



**Milk**



**Monkey**



**Mobile**



**Moon**



**Mirror**





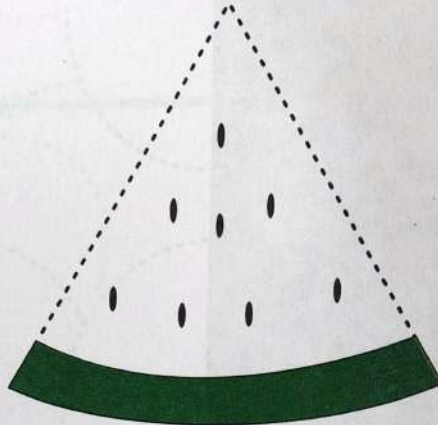





Trace the dotted lines and complete the picture.

Date : .....

10





A	A	A	A	A
A	A	A	A	A
A				
A				
A				
A				
A				
A				
A				

**Observational Outcomes: (Parent)**

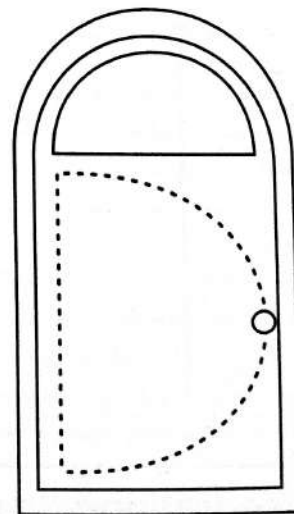
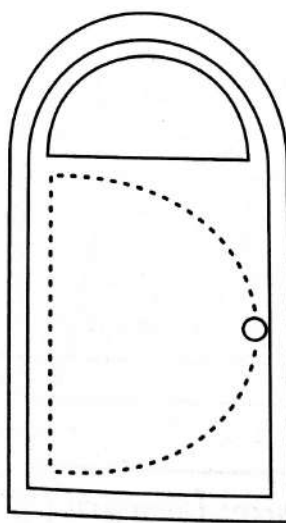
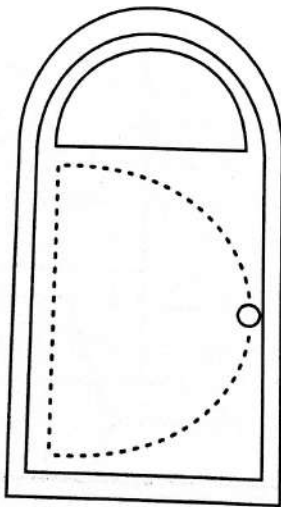
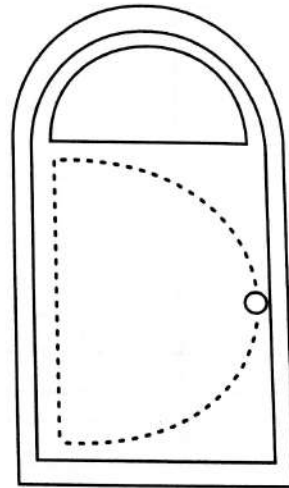
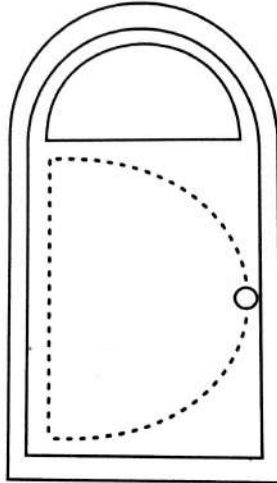
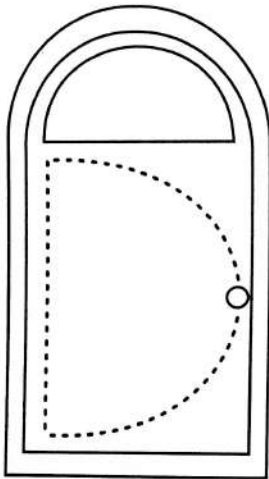

• Aesthetics: \_\_\_\_\_ • Incessant: \_\_\_\_\_ • Consistent: \_\_\_\_\_



Trace the dotted lines and complete the picture. (Curve Practice)

Date : .....

16





Help the child to trace the dotted lines  
and write the letter D.

Date : .....

17

D	D	D	D	D
D	D	D	D	D
D				
D				
D				
D				
D				
D				
D				
D				

Observational Outcomes: (Parent)

•Consistent: \_\_\_\_\_



A child so **bright**,  
Will **read and write**.

A child so bright,  
Will **stand with might**.

A child so bright,  
Will **do the right**.

A child so bright,  
Will reach the height.



Observational Outcomes: (Parent)

•Memory : \_\_\_\_\_ •Language: \_\_\_\_\_ •Values: \_\_\_\_\_



### 3) Unity is Strength

**Moral :** United we can solve difficult problems.

There once lived a flock of doves. The doves were led by their king. The doves would fly to various places, searching for food. One day, a hunter saw these doves together. He spread a net and trapped the doves.

Each dove tried hard to escape from the net. But they could not free themselves. The dove king thought of a plan. He asked all the doves to fly up together. The doves obeyed their king. They flew up together. The hunter was surprised to see the net with the doves flying up.





Two little brothers,  
Never they fight.

They study and play,  
They are so bright.

Raam is elder,  
**He loves the younger.**

Lakshman is younger,  
**He obeys the elder.**

Observational Outcomes: (Parent)

• Memory: \_\_\_\_\_

• Language: \_\_\_\_\_

• Values: \_\_\_\_\_



## Three

**Raghu:** Which is the next number?

**Dadaji:** You will get three.

Let us see examples of three.



A fan has three blades.

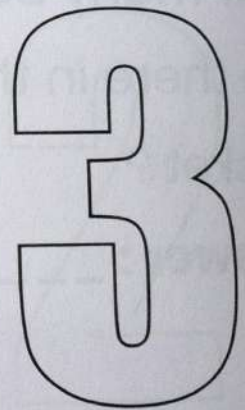


The autorickshaw has three wheels.

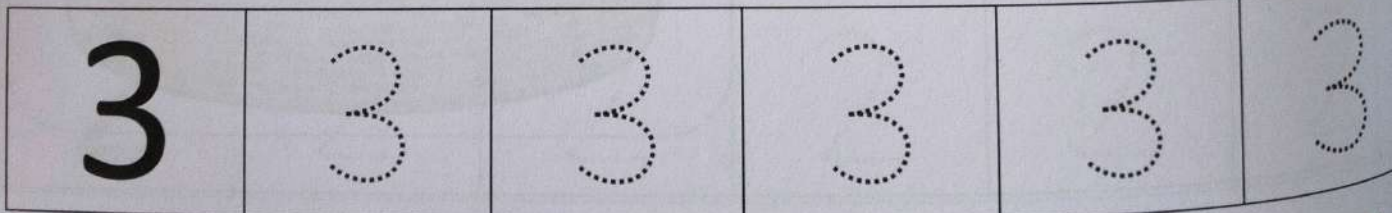


A bel patra has three leaves.

The image used to represent Three is '3'.  
Colour the image '3'.



Practise writing :



Observational Outcomes: (Parent)


•Counts: \_\_\_\_\_ •Relates: \_\_\_\_\_ •Analyses: \_\_\_\_\_



# Seven

The number after '6' is Seven.  
It is written as '7'.

Let us see examples of '7'.




How many colours are there in a rainbow?

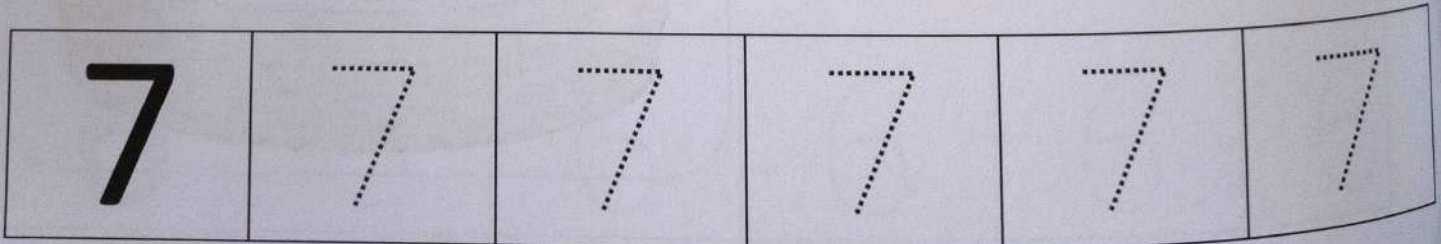


Do you remember 7 days?

The image used to represent Seven is '7'.  
Colour the image '7'.



Practise writing :



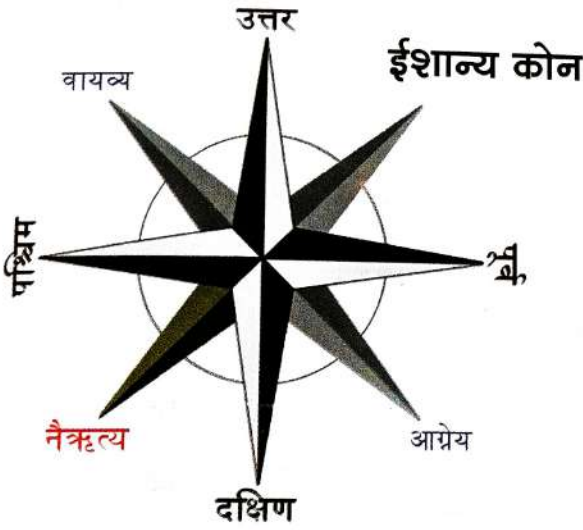
Observational Outcomes: (Parent)

• Counts: \_\_\_\_\_ • Relates: \_\_\_\_\_ • Analyses: \_\_\_\_\_



ई

# ईशान्य कोन



ईश्वर



ईडलिंबू



सनई



कढई

गोलात लिहिलेले अक्षर ज्या शब्दांत आहे, त्याच्याशी जुळवा.

ईद

ईश

इनाम

इमान

रजई

चटई

ई

मलई



औ

औक्षण



औषध



औजार

चित्राच्या नावातील पहिल्या अक्षराशी जोडी लावा.

ओ



औत

औ



औजार

आ



औषध

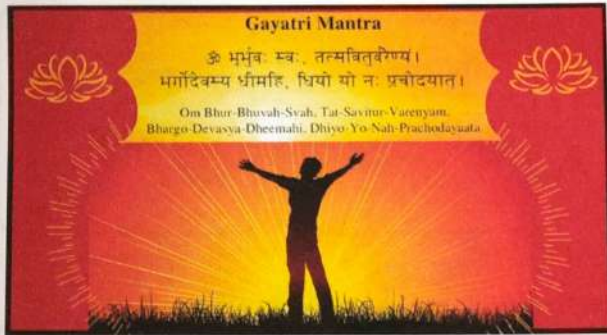


औषधालय



सुनकर बोलो और याद करो ।

# अः गायत्री मंत्र



ॐ भूर्भुवः स्वः तत्सवितुर्वरेण्यं ।  
भर्गो देवस्य धीमहि धियो यो नः प्रचोदयात् ।



तप



हवन



यज्ञ



ओम

सुनकर बोलो

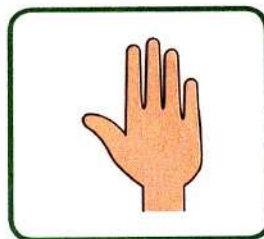
# ऋ ऋषि



सुनकर बोलो

अ

चञ्चल पञ्चदेव की शरण चल।



पञ्च



पञ्जाब



कञ्चन



मञ्थन

‘अ’ अक्षर पर गोला बनाओ ।

अ ग ख अ ज  
क ख अ न ट ठ  
अ क ग अ ऊ






# BIRDS



Pigeon




Parrot




Peacock



Crow



Swan



Sparrow



## 4. World of Humans :

### Mentor's Note:

We must see ourselves as a separate species, capable of preserving the world or destroying it. Our actions result in all kinds of good or bad changes that we see in nature. Therefore, as humans, we must become the most responsible creature on earth.

### Teaching Guidelines:

The reason why Human World is kept at the end is because we want to develop a psychology that is free from arrogance. The children first learn about the world around and then we tell them about ourselves. If we put ourselves at the beginning, it will develop an emotion that everything is meant for us to use. If we put ourselves at the end, it will develop an emotion that we are a part of the larger ecosystem. By now, children are already guided to love the environment around them. Now we can tell them how we fit in the ecosystem and what our needs are. We can tell them how we can use the world of plants and animals without harming the ecosystem. We can tell them how our behaviour should be towards other humans so that we live a happy life.

### Positive Parenting:

Bharatiya culture and way of life are all driven by values. Therefore, learning the Bharatiya way of looking at things around help our children evolve as better human beings. The very structure of the book will help parents in achieving this goal.







सब्जी / Vegetable

16

करेला  
Bitter Gourd



Observational Outcomes: (Parent)

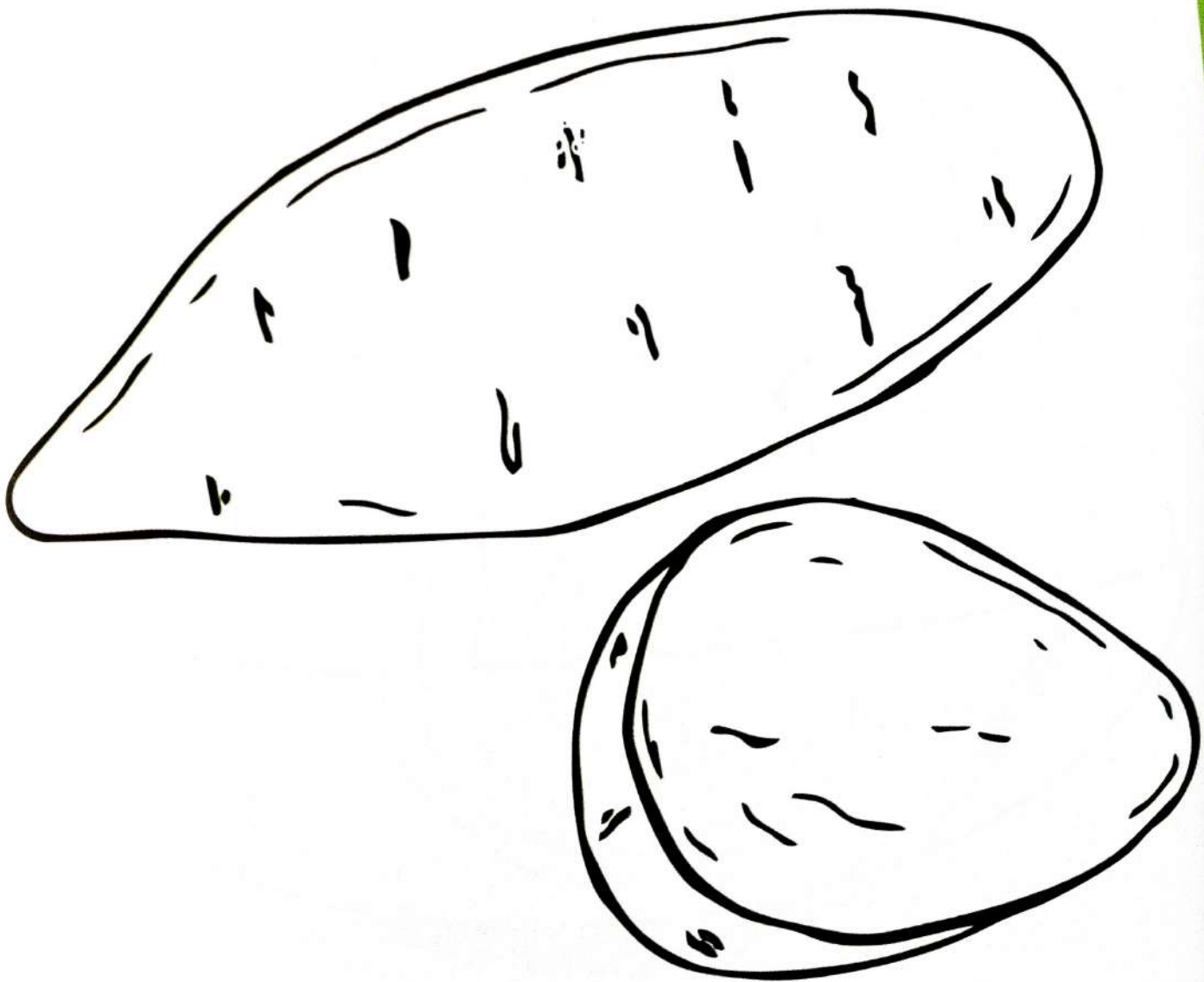

• Concentration \_\_\_\_\_ • Coordination \_\_\_\_\_ • Connects \_\_\_\_\_



# सब्जी / Vegetable

19

शकरकंद  
Sweet Potato



Observational Outcomes: (Parent)

• Coordination \_\_\_\_\_

• Connects \_\_\_\_\_